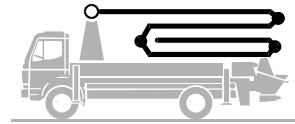


Truck-mounted concrete pump


BSF 20-4.11 H

.15 i LS

Output up to 150 m³/h
Delivery pressure up to 85 bar



ergonic[®]
inside 3



Note: Standard version. Dimensions and weights depend on truck, pump model and equipment.
Dimensions in mm. Example based on Mercedes Benz Arocs 2636.
For illustration only.

Technical data

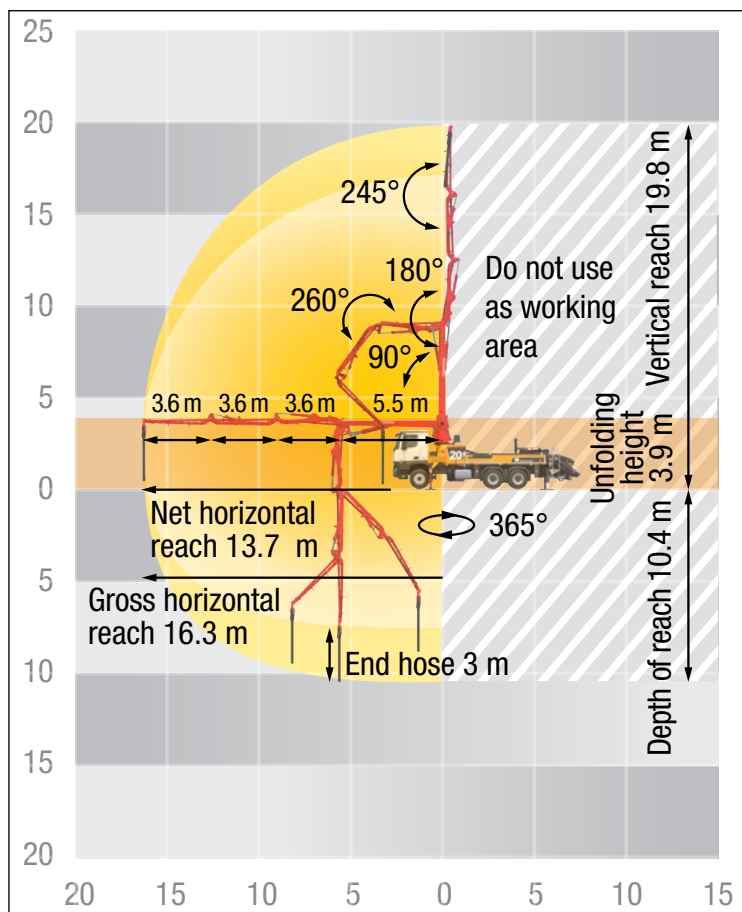
Boom M 20-4			
Sections			4
Reach height	m		19.8
Horizontal reach	gross	m	16.3
	net	m	13.7
Reach depth max.	m		10.4
Unfolding height	m		3.9**
End hose length	m		3
Folding system			ZR
Delivery line			DN 125

Pump	BSF	.11 H	.15 i LS
Output	m ³ /h	110	150
Delivery pressure	bar	78	85
Strokes	1/min.	32	24
Delivery cylinder	Ø mm	230	250
Stroke	mm	1400	2100

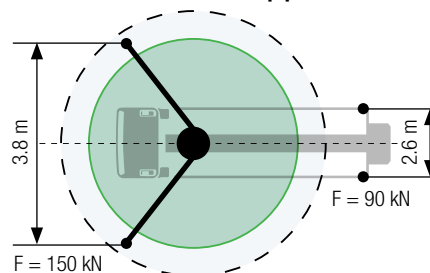
Delivery line boom max. 85 bar. All data maximum theoretical.

** Unfolding height depending on the frame height of the vehicle

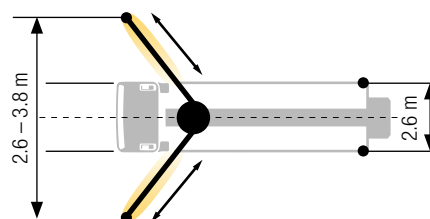
BSF 20-4 Reach information diagram, support



Standard – Full support



iSC – Full-flexible support



Dimensions can differ depending on configuration.
Support width based on center of support leg.
The specified values are reference forces.

Delivery scope standard equipment

Support

Full support system
Support plates (4x), in 2 magazines
Swivel support plates

Control systems

EOC 2.0 (Ergonic Output Control)
Ergonic 3
Ergonic Graphic Display 9,7"
incl. Ergonic diagnosis interface
Radio remote control with display

Core pump / Hopper

Agitator rotation automatic, dep. on pump direction
Agitator safety switch off (RFID)
Hinged elbow with cleaning port
Rubber collar on concrete hopper
Spectacle wear plate DURO 22
Steps left and right, zinc-plated
Wash-out port lid with locked slide pin

Cleaning

Cleaning hose 8 m+2 m incl. bracket and nozzle
Compressed air connection, rear side
Container for sponge balls
Operating position at hopper to drain water pipe
Water tank filling, one-sided, left
Water outlet on hopper, for small quantities (1/2")
Water pump, 160 l/min 25 bar
Water tank 700 l

Delivery line

Deck delivery line in boom delivery line quality
Delivery line PROLINE 2000 (2-layer)
End hose 3 m DN125

Safety

Connections for hydraulic emergency supply (boom)
Guardrail right side
Mushroom button for horn, yellow
Towing eye

Lighting

Control box lighting, LED
Control points lighting, LED
Hopper lighting, LED
Light for illumination pump and water box, LED

Miscellaneous

Centralized lubrication system, electrical,
incl. A-Joint
Delivery line elbows 45° extended on both sides,
reduced
Delivery note box, plastic
Operating instruction and spare parts manual
(1x paper, 1x CD-ROM)
Paintwork Putzmeister standard
Side panel right/left foldable, 400 mm
Tool kit

See quotation for exact serial delivery scope.
Comprehensive range of options available on request.